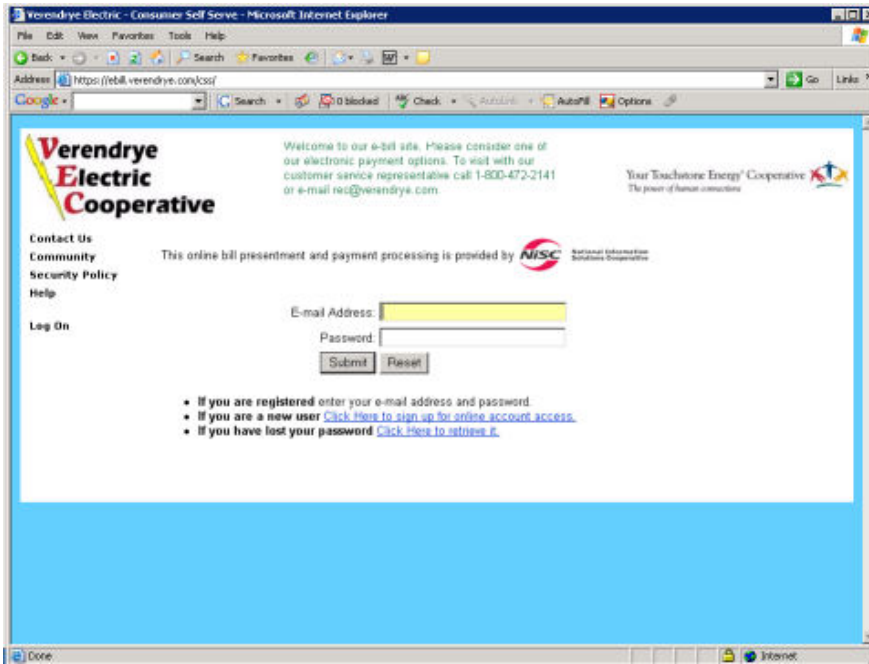


Sample Login Screen



From this login screen you enter your e-mail address and login name or password. Your login name is any password you chose that has been set up on your account. After you enter your e-mail address and password you simply click on the login button and you are now in our E-Bill site.

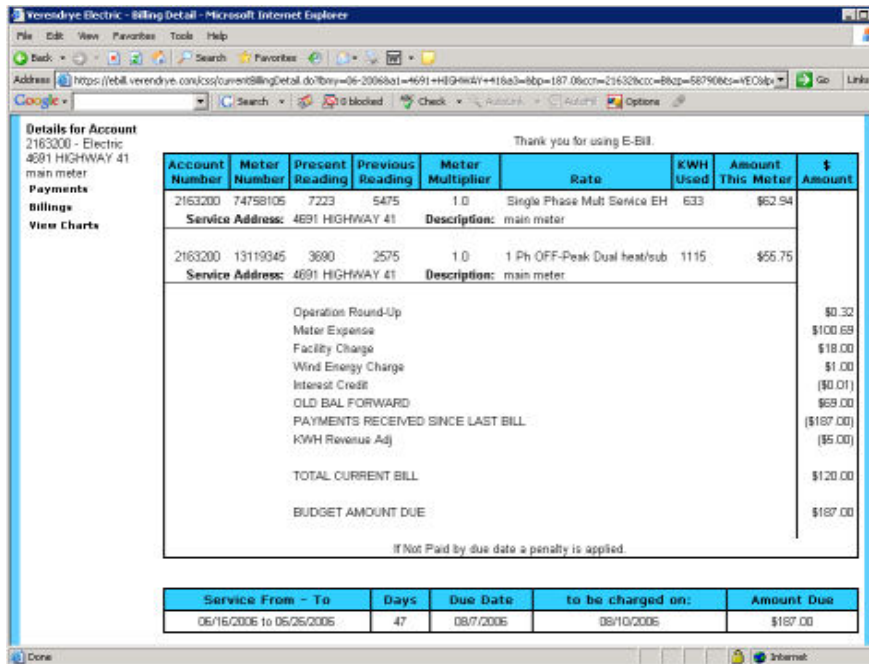
Sample Main E-Bill Screen

The screenshot shows the "Account List" page for Verendrye Electric. The browser window title is "Verendrye Electric - Account List - Microsoft Internet Explorer". The address bar shows "https://ebill.verendrye.com/cssf/login.do". The page features a navigation menu on the left with links for Contact Us, Community, Security Policy, Help, Change My E-mail, Change My Password, Log Off, Enter Meter Readings, Stop/Start Print Bill, Account List/Pay Bill, Details for Account, Payments, Billings, and View Charts. The main content area displays the "Account List" for account number 2163200. A "Mailing Address" section shows "RANDY HAUCK, 4891 HIGHWAY 41, VELVA, ND 58090". A "Please Note" box states: "If you are using a public computer it is important that you Log Off before leaving this site so that others may not access your account information." Below this is a table with the following data:

Account Number	Service	Balance	Pay?	Pay Amount	Click to View:	View Paper Bill Image
2163200	Electric	187.00	<input type="checkbox"/>	187.00	Budget Billing Auto Pay scheduled 08/10/2006 Bill Detail Payment History Billing History	View Paper Bill Image
Service Address: 4891 HIGHWAY 41		Description: main meter				
Account Total:				\$187.00		
Pay		Pay Total:	<input type="text" value="0.00"/>	<input type="button" value="Uncheck All Pay ?"/>	<input type="button" value="Check All Pay ?"/>	

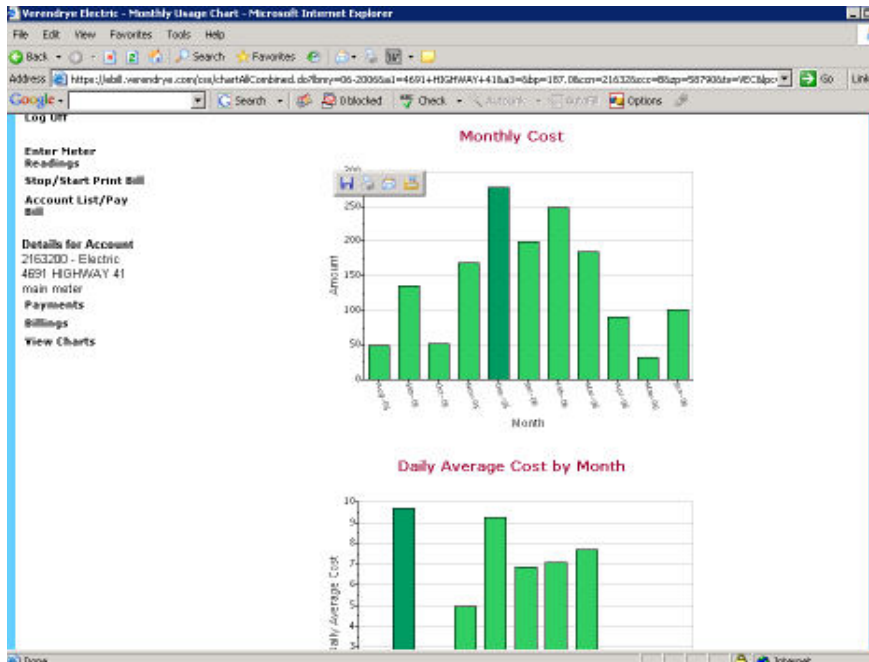
After logging in the next screen that is displayed is the main E-Bill screen. From this screen you have several options. You can view your current month's bill, payment history, billing history or see any adjustments made to your account. You can also e-mail in your meter readings, if you read your own meter, from this screen.

Sample of actual E-Bill



Once you're on the main E-Bill screen and you click on View Bill, you will see all your current month's billing data. This bill contains all the same data as a regular paper bill and more. You can then click on individual meter information, which will display meter readings, usage and individual meter billing data.

Sample of Monthly Comparison Graphs



Besides receiving all the information that is on our normal paper bills you also receive monthly graphic comparisons. These comparisons compare your current usage to your past 12 months' usage. It also compares your average daily usage and dollars billed for the past 12 months